

Q/SHIELD STABLE PAINT

LONG LASTING & EXTREMELY HARDWEARING

- ▶ **EASY APPLICATION**
- ▶ **EASY CLEAN GLOSS FINISH**
- ▶ **ANIMAL SAFE - SOLVENT FREE**

Description

Q/SHIELD stable paint is a 5kg two-component 100% solids epoxy coating offering excellent abrasion and chemical resistance. It provides a tough, hard wearing coating giving high film build and high wear resistance.

Mixing

Q/SHIELD Stable Paint should be stored at 15oC to 25oC for a minimum of 8 hours prior to use. pre-mix the coloured resin component before use. Add the hardener to the coloured resin and mix using a low speed electric mixer for at least 3 minutes. Use a spatula to scrape the sides and bottom of the mixing vessel several times during mixing, as unmixed material will result in uncured patches in the final finish. Pouring the mixed material into a second mixing container and mixing again will greatly reduce the possibility of soft spots. Do not add solvent/thinners to this product.

Application

Q/SHIELD Stable paint must be used immediately after mixing. Best results are obtained in warm conditions (minimum 15 oC). Apply with a short pile roller working well into the surface taking care not to exceed the coverage rate. Edges and difficult to reach areas may be applied thinly by brush. The second coat should be applied at right angles to the first.


Coverage Guide

0.25 kg/m² per coat. Coverage will vary depending on the texture and porosity of the substrate, film thickness and application technique. Two coats are normally sufficient but on very porous substrates



 01768 864977

 www.quattorubberandresin.co.uk

 enq@quattorubberandresin.co.uk

QUATTRO®

Cure Time - 20 °C

Working life after mixing - 25 minutes

Over coating time 16 - 36 hours

Cure time 24 hours

These cure times are approximate and given as a guide only. These times can vary due to prevailing site conditions. At lower temperatures curing times will be extended. At higher temperatures the working life will be reduced. If the over coating interval of 36 hours is extended, the first coat should be lightly abraded to ensure inter-coat adhesion.


Tool Cleaning

Tools and equipment should be cleaned whilst the resin is still wet using Q/solve.

Health & Safety

Before using this product, please ensure that you have received and read the product Safety Data Sheet. Refer to hazard labelling on the product. Wear gloves and avoid contact with skin and eyes.

Colour Chart



Light
Grey



Medium
Grey




Dark
Grey



Safety
Red



Light
Blue



Medium
Blue




Chelsea
Blue

ALSO AVAILABLE IN BLACK & WHITE

The above colours are only a guide, Please ask for colour samples if the final colour needs to be accurate. Special colours can be manufactured to order but a minimum order quantity may be required

 01768 864977

 www.quattorubberandresin.co.uk

 enq@quattorubberandresin.co.uk